









EXPRESSION MARKINGS

The most basic expression markings are articulation symbols. These appear above or below the note head and tell you how to play individual notes:

Symbol	Name	How to play
	staccato	tongue and separate each note
	tenuto	lightly tongue and connect each note
	slur	tongue first note only
	accent	tongue with stronger attack and air
	marcato	tongue with very strong attack and air, separate notes
	sforzando	tongue with very strong attack and air
	forte piano	start the note loudly and immediately get soft
	fermata	hold note longer than its value or until director cuts off

There are also a number of Italian terms that composers use to tell you how to play a passage:

leggiero	lightly	pesante	heavily
cantabile	like singing	maestoso	majestically
legato	smoothly	subito (sub.)	suddenly
molto	much, very	poco	little, slightly
simile (sim.)	continue with the same articulation		