

School District Financial Profile

Twp HSD 113
High School
34-049-1130-17

Located in Highland Park Lake
Superintendent: Dr Daryl Herrick

Basis of Accounting: Accrual
Under Tax Cap: Yes

Historical Data

Financial Indicators :

Fund Balance to Revenue Ratio :

	2011	2012	2013	2014	2015	Score
	0.54	0.604	0.623	0.576	<u>0.595</u>	4
	Weighted Score					1.40

(Includes Educational, Operations & Maintenance, Transportation, Working Cash, and negative IMRF/FICA Funds)

Total Fund Balance divided by
Total Revenue

52,105,838
87,540,003

The Fund Balance to Revenue Ratio reflects the impact of additional revenues to the existing fund balances of the district. Fund Balances, to a district, can be viewed as savings or checking account balances to the average citizen. A ratio of .25 or greater scores 4, between .25 and .10 scores 3, between .10 and zero scores 2 and a negative fund balance to revenue ratio scores 1

Expenditure to Revenue Ratio :

	2011	2012	2013	2014	2015	Score
	0.91	0.91	0.959	0.986	<u>0.927</u>	4
	Weighted Score					1.40

(Includes Educational, Operations & Maintenance, Transportation, and Working Cash Funds)

Total Expenditure divided by
Total Revenues

81,127,118
87,540,003

The Expenditure to Revenue Ratio represents how much the school district is spending for every dollar they are bringing in as revenue. Equal to or less than \$1.00 has a score of 4, between \$1.00 and \$1.10 scores 3, between \$1.10 and \$1.20 scores 2 and spending of greater than \$1.20 scores 1. One-time expenditures made by the district, including construction costs, are included in this ratio. Upon review of the remaining fund balance when deficit spending occurs, the indicator score may be adjusted.

Days Cash on Hand :

	2011	2012	2013	2014	2015	Score
	388	413	405	375	<u>418</u>	4
	Weighted Score					0.40

(Includes Educational, Operations & Maintenance, Transportation, and Working Cash Funds)

Cash on Hand divided by
Expenditures per Day

94,117,061
225,353

Days Cash on Hand reflects the number of days a school district would be able to pay their average bills without any additional revenues. 180 days or greater scores 4, between 90 and 180 scores 3, between 30 and 90 scores 2 and less than 30 days of cash on hand scores 1

% of Short-Term Borrowing Max. Remaining :

	2011	2012	2013	2014	2015	Score
	100.00	100.00	100.00	100.00	<u>100.00</u>	4
	Weighted Score					0.40

Tax Anticipation Warrants
Short-Term Debt Max. Available

0
67,079,443

Based on Tax Anticipation Warrants, this represents how much short-term debt the district may incur

% of Long-Term Debt Margin Remaining :

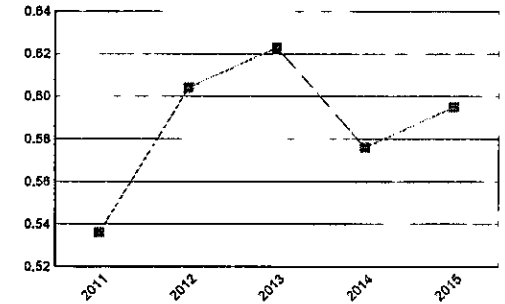
	2011	2012	2013	2014	2015	Score
	87.34	90.21	94.520	64.60	<u>61.37</u>	3
	Weighted Score					0.30

Long-Term Debt Amount

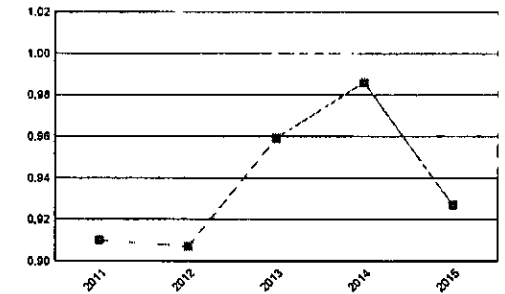
99,815,000

Represents how much long-term debt the district may incur

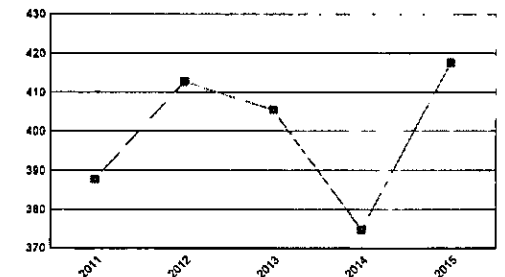
Fund Balance to Revenue Ratio



Expenditure to Revenue Ratio



Days Cash on Hand



FY 14 Profile Score 3.90

FY 15 Profile Score 3.90

Recognition

School District Financial Profile

Twp HSD 113
 High School
 34-049-1130-17

Located in : Highland Park Lake
 Superintendent: Dr. Daryl Herrick

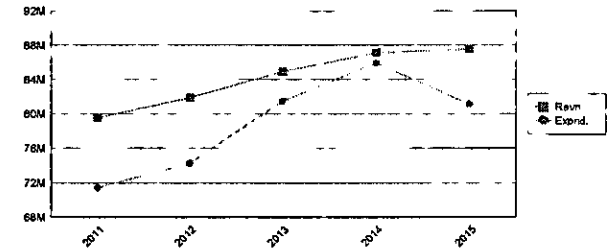
Basis of Accounting: Accrual
 Under Tax Cap: Yes

Historical Data

***Operating Funds Summary :**

	2011	2012	2013	2014	2015
Beginning Fund Balance	35,633,836	41,900,476	49,468,183	52,927,600	50,197,488
+ Revenues	79,491,364	81,889,708	84,919,432	87,148,473	87,540,003
- Expenditures	71,431,423	74,245,699	81,479,397	85,899,409	81,127,118
= Results of Operations	8,059,941	7,644,009	3,440,035	1,249,064	6,412,885
+ Other Receipts and Adjustments	(1,793,301)	(76,302)	19,382	(3,979,176)	(4,492,576)
Ending Fund Balance	41,900,476	49,468,183	52,927,600	50,197,488	52,117,797
Working Cash Ending Fund Balance	3,176,685	3,310,134	3,429,063	3,585,763	3,735,128

Revenues and Expenditures



* The Operating Funds include the Educational, Operations and Maintenance, Transportation and Working Cash Funds For further analysis of the district's ability to levy and transfer monies into the operations of a district, the Working Cash Fund has been pulled separate below Districts may transfer money from the working cash fund to any of the operating funds as a loan.

District's Comments Regarding the School District Financial Profile