


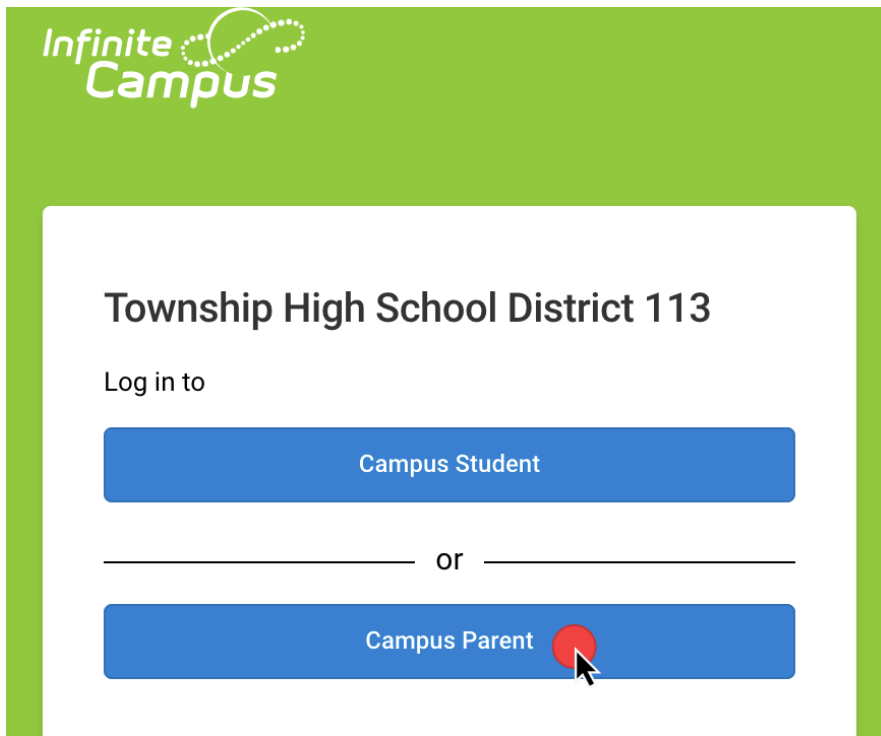
# Establishing an Infinite Campus Parent Portal Account

In most cases, new families (parent/guardians) will receive a one-time activation link via email to create their Parent Portal account or will be emailed login information based on your email address provided at registration. Other parents/guardians may receive a 32 digit activation key. Please have your 32 digit district assigned GUID/Activation Key available and follow the instructions below. Email [dhsportal@dist113.org](mailto:dhsportal@dist113.org) (for Deerfield) or [hphsportal@dist113.org](mailto:hphsportal@dist113.org) (for Highland Park) if you do not have this key.

1. Browse to the [Deerfield High School Home Page](#) or [Highland Park High School Home Page](#) to access the school website. You will then see four icons in the upper right of the screen. Click on the **Infinite Campus** icon:



2. Choose **Campus Parent**



3. You will be directed to the login screen. Click **New User?**

Township High School District 113

EAS & Student Login

\_\_\_\_\_ or \_\_\_\_\_

Parent Username

\_\_\_\_\_

Password

\_\_\_\_\_

Log In

[Forgot Password?](#) [Forgot Username?](#) [Help](#)

[Log in to Campus Student](#)

\_\_\_\_\_ or \_\_\_\_\_

**New User?**

**Campus Parent**

**Announcements**

**Township High School District 113**  
**Infinite Campus Parent/Student Portal**

For **Parent Portal** Support Please Email  
HPHS: HPHSPortal@dist113.org  
DHS: DHSPortal@dist113.org

For **Student Portal** Support Please Email  
All Students: Helpdesk@dist113.org

Friday 09/17/2021  
**Campus Student iOS mobile app update!** - If you are still having difficulties logging in to the Infinite Campus mobile app on your iPhone, please make sure you have the latest version from the app store. Campus Support has notified us that the latest apps have been fixed.

4. Enter your Activation Key in the field on the next screen and click Submit.

**New User?**

Activate your Campus Portal account by entering the activation key sent to you by your district.

If you do not have an activation key, please contact your district to obtain one.

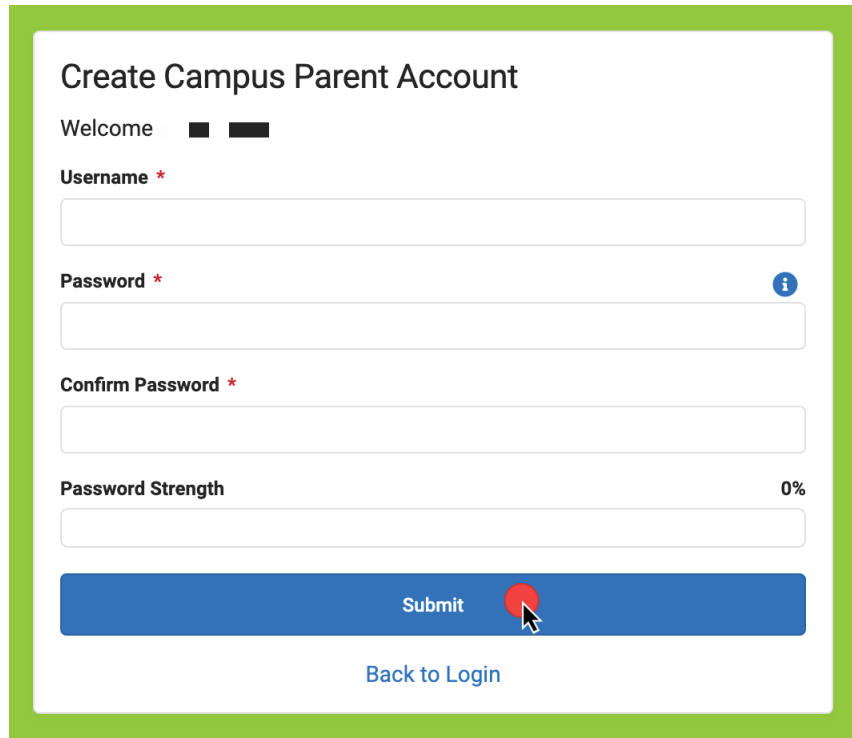
**Activation Key \***

\_\_\_\_\_

Submit

[Back to Login](#)

5. Enter the information requested to create your account and click Submit.



The image shows a web form titled "Create Campus Parent Account" enclosed in a green border. At the top, it says "Welcome" followed by two black squares. Below this are four input fields: "Username \*", "Password \*", "Confirm Password \*", and "Password Strength". The "Password Strength" field shows "0%". To the right of the "Password \*" field is a blue information icon. At the bottom of the form is a blue "Submit" button with a red circle and a mouse cursor over it, and a "Back to Login" link below it.

**Create Campus Parent Account**

Welcome ■ ■

**Username \***

**Password \*** ⓘ

**Confirm Password \***

**Password Strength** 0%

**Submit**

[Back to Login](#)

If you have any issues, email: [dhsportal@dist113.org](mailto:dhsportal@dist113.org) (for Deerfield) or [hphsportal@dist113.org](mailto:hphsportal@dist113.org) (for Highland Park)